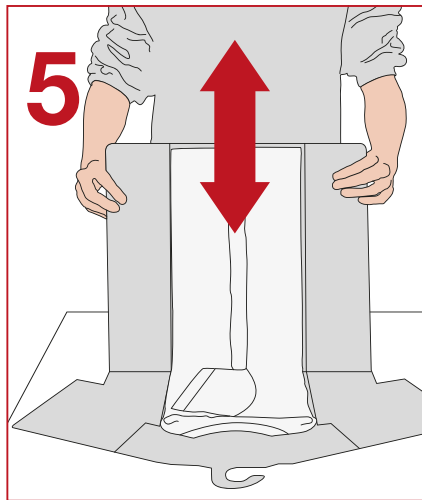
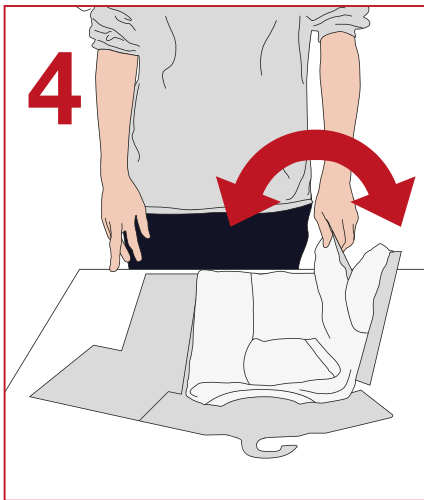
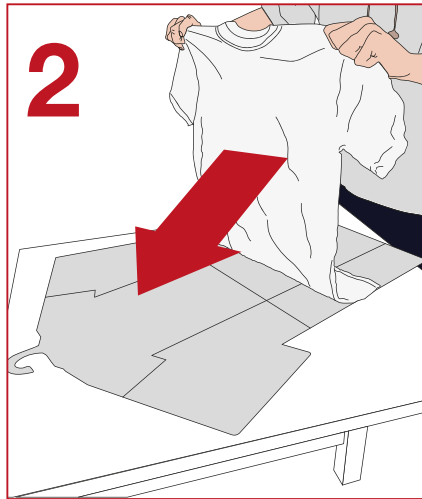
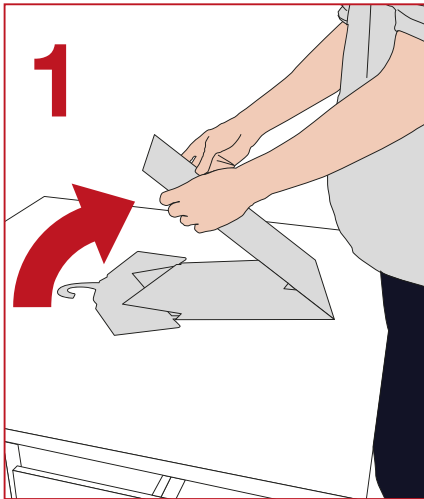


T-Shirt Folder

Give your wardrobe that flawless feel

Follow the simple 6-step system to fold your T-shirts perfectly every time.



STEP 1

Get ready!
Open the T-shirt folder.

STEP 2

Place your T-shirt face down
in the middle of the folder.

STEP 3

Flip over the right side panel
to fold the sleeve, then flip

STEP 4

Flip over the left side panel,
then flip back.

STEP 5

Fold over the bottom half of
the T-shirt.

STEP 6

Enjoy your perfectly folded
garments!